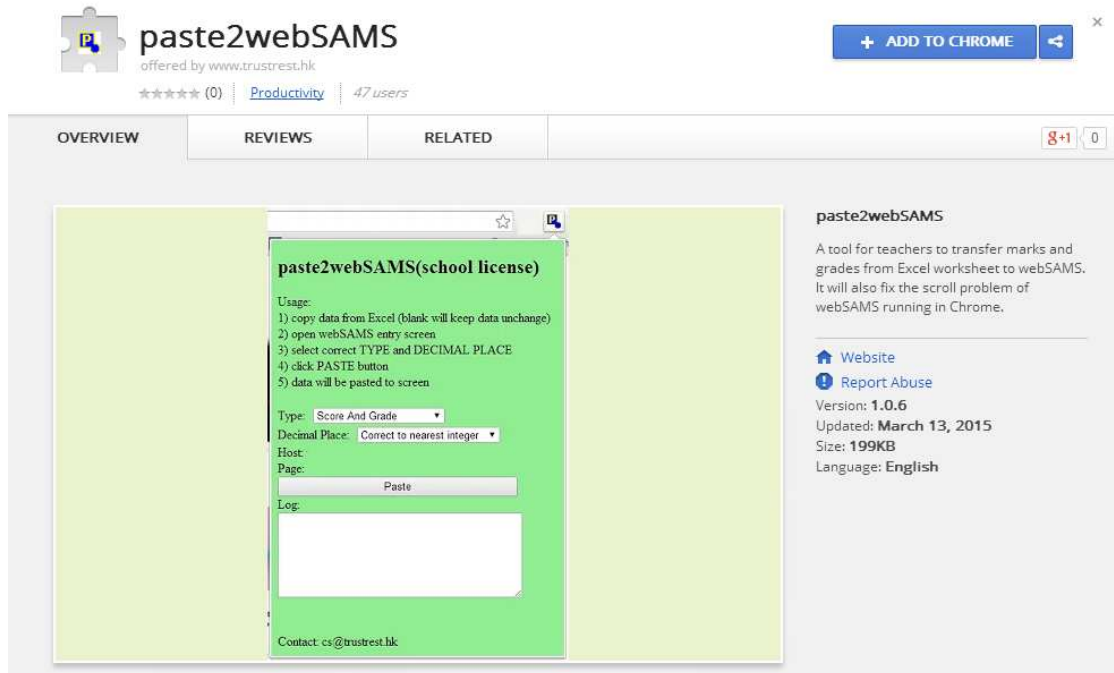
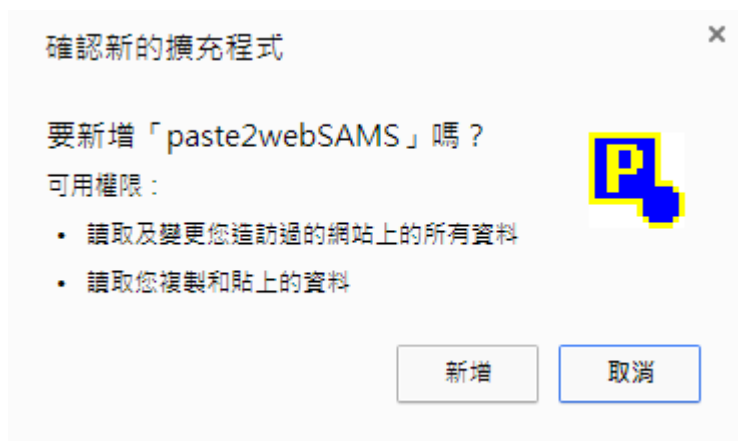


Installation Guide for paste2webSAMS

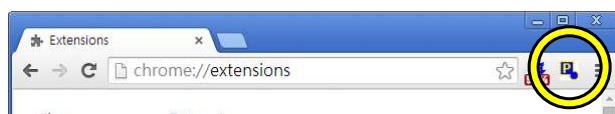
- 1) Open Chrome, go to
<https://chrome.google.com/webstore/detail/paste2websams/kidmblcblhnajmblnchdlppdlfkgnnda>
- 2) install paste2webSAMS chrome extension by pressing the + ADD button



- 3) Click "Add" button to install the paste2webSAMS program

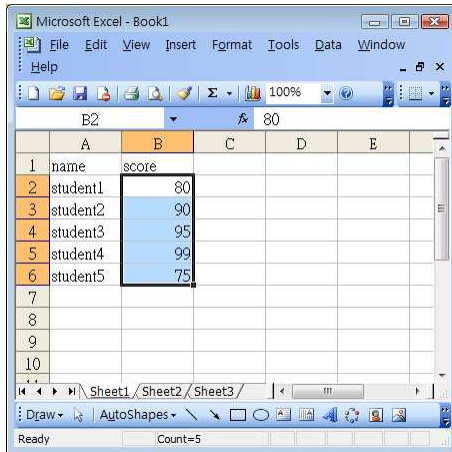


- 4) After installation, an icon will be shown in toolbar

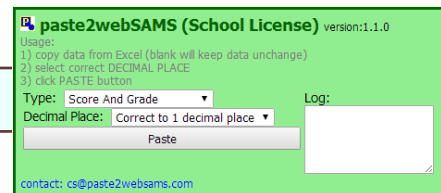


User Guide for paste2webSAMS

- 1) Open Excel data worksheet and highlight data



- 2) Copy the data (CTRL-C or MENU: EDIT->COPY)
- 3) Open webSAMS entry screen in Chrome



- 4) Select correct Type and Decimal Place
- 5) Click "Paste" Button
- 6) Data will be pasted to screen
- 7) For any error, please copy the log content and send the log to cs@paste2websams.com

